

A SIMPLE GUIDE TO NISSANCONNECT EV QUICK START GUIDE

Make sure you get the most out of your Nissan electric vehicle with NissanConnect EV. Follow these simple steps to manage your Nissan via your computer or smartphone. You'll be able to view and manage your battery and charging status, Air Conditioning settings, estimated driving range and the Find My Car service.

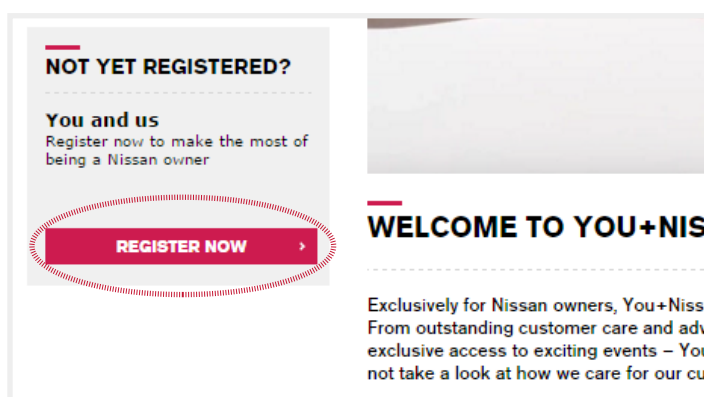
Available for Android and iOS devices

YOU+ DIRECTIONS

IF YOU DON'T HAVE A YOU+NISSAN ACCOUNT

To access all your exclusive Connected Services benefits, you must first register within the You+Nissan Owner's portal. If you don't already have a You+Nissan account, follow these steps to get started:

1. Click on the **REGISTER NOW** button on the You+Nissan homepage (<https://nissan.co.uk/youplus>).



2. Enter your vehicle's **VIN** or **registration number**. The VIN (Vehicle Identification Number) can be found by looking at the dashboard on the driver side of the vehicle.

A screenshot of the 'CREATE MY SPACE' registration form. At the top, it says 'YOU+ NISSAN' and has links for 'CLICK TO CALL' and 'CLICK TO CHAT'. The main heading is 'CREATE MY SPACE'. Below it is a 'REGISTER NOW' section with instructions: 'Enter your Registration number or your VIN. The VIN is the 17 character serial number written on your vehicle card. It can be found on your vehicle registration documents, as well as on the car itself.' There is a link: 'Click here to find out how to locate your VIN number.' Below this is a form field labeled 'YOUR REGISTRATION NUMBER OR VIN NUMBER *' containing the text 'SJNFEAJ11U1000437'. A red 'VALIDATE' button is at the bottom right. A footnote at the bottom left says '* Mandatory fields'.

3. Complete the **user information form**.

YOU+ NISSAN [CLICK TO CALL](#) [CLICK TO CHAT](#)

CREATE MY SPACE

TITLE * ▼

FIRST NAME *

LAST NAME *


ADDRESS 1

ADDRESS 2

TOWN

4. Accept the **Terms and Conditions** for the Connected Services and for You+Nissan.

CONNECTED SERVICES

 When you enable your Connected Services, you'll be able to access exclusive onboard technology that will make your drive even more enjoyable.

- View and manage your charging status and climate controls.
- Learn about your carbon footprint with Eco Forest, along with your driving history details.
- Plan your journey and your next charging points using Plan My Route.
- Use 'Find My Car' to locate your vehicle.

Why should you use Connected Services?

☐ I have read the [Terms & Conditions](#). Please enable my Connected Services.

ATTENTION: Before enabling your Connected Services, please make sure your vehicle is parked in an area with a sufficient mobile reception to allow a successful connection with your vehicle.

☐ I have read and agreed to the [Terms & Conditions](#).

Nissan Motor (GB) Ltd will keep and use this information (and any other information which it may hold about you from time to time) now and in the future (i) to provide you with information on products and services which may be of interest to you; (ii) for the purposes of conducting market research; and (iii) to provide you with agreed goods and services. Nissan Motor (GB) Ltd will also disclose this information to the Nissan authorised dealer network and other members of the Nissan group of companies, and other companies for the above purposes.

[BACK](#) [CONTINUE](#) >

IF YOU ALREADY HAVE AN ACCOUNT, YOU SHOULD FOLLOW THESE STEPS

1. Sign in to You+Nissan (<https://nissan.co.uk/youplus>), go to **MY NISSAN** and then access **MY GARAGE**.

The screenshot shows the 'SIGN IN' section of the You+Nissan website. It includes input fields for 'YOUR E-MAIL ADDRESS:' and 'YOUR PASSWORD:', a checkbox for 'Remember my details', and a link for 'Can't remember password'. The 'SIGN IN' button is highlighted with a red dashed circle. To the right, there is a 'Welcome to You+Nissan' banner featuring a hand holding a smartphone with the You+Nissan logo on the screen.

2. Click on **ADD A NEW CAR**.

This screenshot displays the 'LEAF Test Engine' section. It features an image of a blue Nissan Leaf and a 'MANAGE THIS CAR' button. A text box on the right prompts the user to 'ENABLE CONNECTED SERVICES'. At the bottom, there are two buttons: 'MANAGE THE ORDER OF YOUR CARS' and 'ADD A NEW CAR', with the latter being circled in red.

3. Enter your vehicle's **VIN** or **registration number**.

The screenshot shows the 'CREATE MY SPACE' registration page. It includes a 'REGISTER NOW' section with instructions on how to find the VIN or registration number. A text input field contains the example 'SJNFEAJ11U1000437'. The 'VALIDATE' button is circled in red.

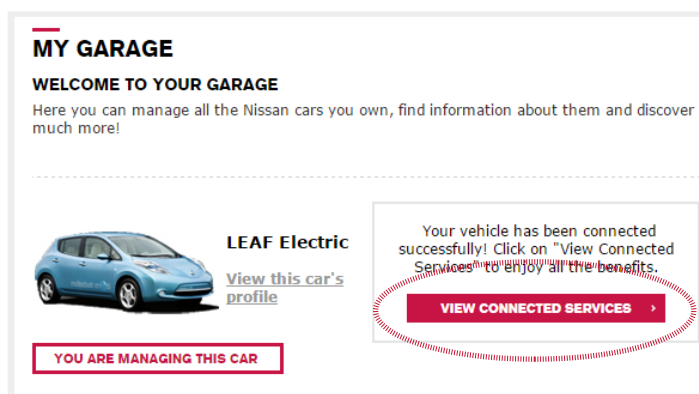
4. Accept the **Terms and Conditions** for the Connected Services.

This screenshot shows a modal dialog titled 'CONNECTED SERVICES'. It lists the benefits of enabling connected services, such as accessing onboard technology, managing charging status, and using 'Find My Car'. It includes a checkbox for 'I have read the Terms & Conditions' and a 'VALIDATE' button. The 'OK' button is circled in red.

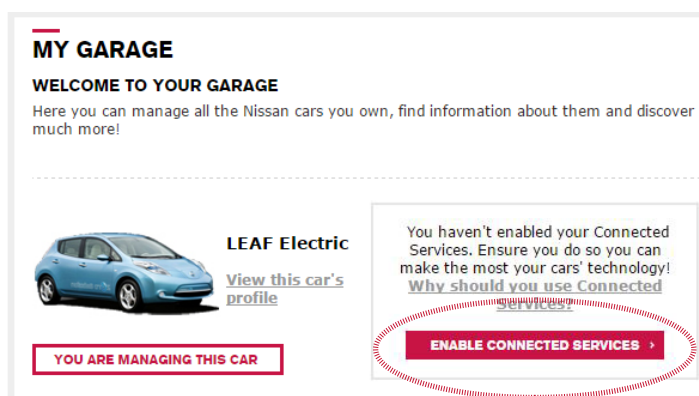
ARE THE SERVICES ACTIVATED?

Check if your vehicle's Connected Services are activated.

If they are, you will be able to click on «VIEW CONNECTED SERVICES» button.



If they are not, click on «**ENABLE CONNECTED SERVICES**» button and follow the instructions.

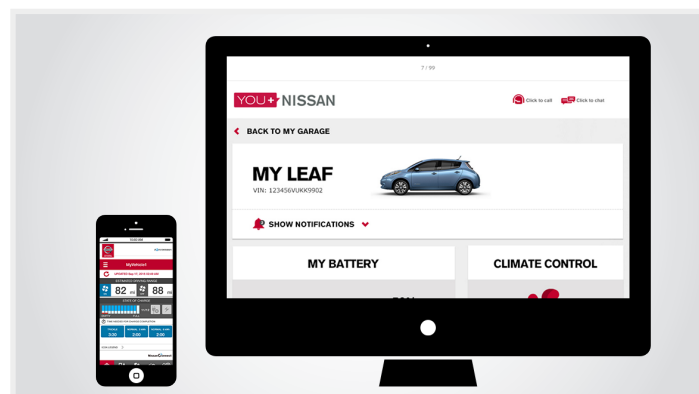


VIEW YOUR CONNECTED SERVICES

When you click on the «VIEW CONNECTED SERVICES» button, you will be able to use your connected services.

If you are on your desktop, you will be redirected to the Connected Services dashboard.

If you are using a your Smartphone, you can use the «NissanConnect EV» app.



NISSANCONNECT EV APP

DOWNLOAD THE APP

To be able to manage your Connected Services from your smartphone and make your journeys charging simple and efficient, you must download the NissanConnect EV app from your phone's app store. ([App Store®](#) or [Google Play Store®](#)).



[Click to download](#)



[Click to download](#)

LOG IN

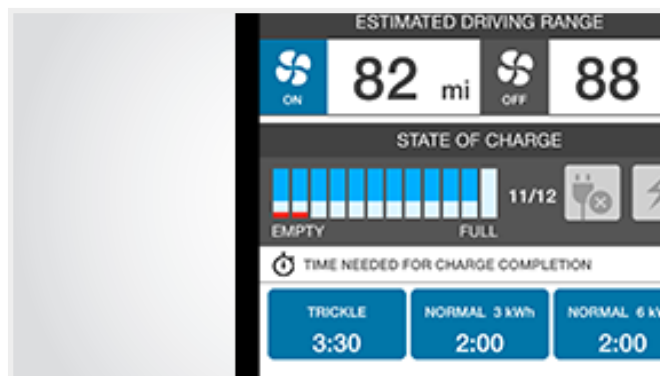
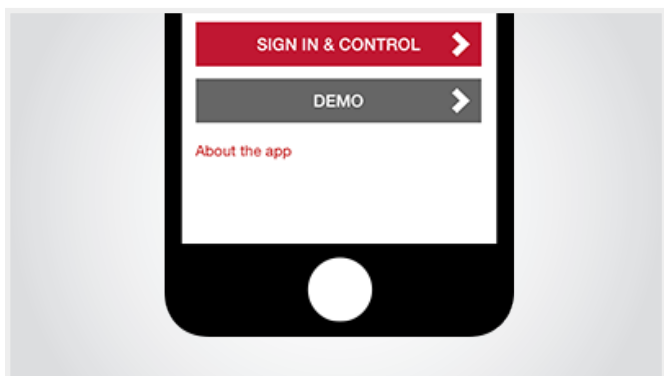
Next, log into the NissanConnect EV app using the log in details you created when you registered for You+Nissan.

For NissanConnect EV customers, use your You+Nissan email address and password.

























FEATURES AND BENEFITS

Once you have logged in, you will be able to access exclusive Connected Services benefits:














- View and manage your charging and climate control status.
- Learn about your carbon footprint with [Eco Forest](#) and view your driving history.
- Plan your journey and find charging points using [Plan My Route](#).
- Use [Find My Car service](#) to locate your vehicle.



AVAILABLE SERVICES DESCRIPTION

ON-BOARD	WEB	APP	SERVICE DESCRIPTION	VISIA	ACENTA/TEKNA
			My Car Finder <ul style="list-style-type: none"> From the You+Nissan web portal or the NissanConnect EV app, request to display your vehicle position on a map 	✓	✓
			Maintenance Alert/Reminder <ul style="list-style-type: none"> Receive maintenance alerts on your You+Nissan web portal and NissanConnect EV app when close maintenance mileage Maintenance alerts 	✓	✓
			Plan your route and send to car <ul style="list-style-type: none"> From the You+Nissan web portal or the NissanConnect EV app, plan a route taking into account your current state of charge and available charge points along the journey and send route to car 		✓
			Battery Status check <ul style="list-style-type: none"> Through the You+Nissan web portal or the NissanConnect EV app, remote check battery level, vehicle autonomy, plug in status and charging status 	✓	✓
			Remote Charging start (immediate) & Notification: charging stop/ completion <ul style="list-style-type: none"> When your vehicle is plugged in, start charging remotely through the You+Nissan web portal or the NissanConnect EV app 	✓	✓
			Remote HVAC on/off and notification <ul style="list-style-type: none"> When your vehicle is plugged in, start and stop HVAC remotely through the You+Nissan web portal or the NissanConnect EV app. 	✓	✓
			Plug-in reminder <ul style="list-style-type: none"> Store favourite charging POI locations and your vehicle will tell you when you are close to your stored POIs and remind you to plug-in 		✓
			ECO Challenge On-board & Off-board <ul style="list-style-type: none"> Track your CO2 emissions and number of trees saved. Compete vs other Nissan EV owners worldwide 	✓	✓
			Community contest features <ul style="list-style-type: none"> Ranking your Eco driving against other Nissan EV drivers in your region or worldwide 	✓	✓
			Driving analysis <ul style="list-style-type: none"> Access driving information on the You+Nissan web portal or the NissanConnect EV app 	✓	✓

AVAILABLE SERVICES DESCRIPTION

ON-BOARD	WEB	APP	SERVICE DESCRIPTION	VISIA	ACENTA/TEKNA
			Notification: Battery Heating start/stop <ul style="list-style-type: none"> Notified when battery heater is activated 	✓	✓
			Search of charging POI on EV low battery event <ul style="list-style-type: none"> Vehicle will prompt and guide you to nearby charging points when battery is low 		✓
			Charging Spot POI Information & Manual POI download: charging spots around the home <ul style="list-style-type: none"> Access EV charging POI information and keep charging POI information up to date 		✓
			Charging POI search by city and address		✓
			Charging POI search by vacant status POI only (limited availability)		✓
			Charging POI search by port type, QC / Mode 3 & EVSE		✓
			Mobile Information Services & My Favorite Information Download (RSS) <ul style="list-style-type: none"> Access to RSS feed from your vehicle 		✓
			Reachable area map <ul style="list-style-type: none"> Possible destinations with current battery charge 		✓
			State of Charge prediction at arrival destination <ul style="list-style-type: none"> Assumption of level of battery remaining when you will arrive at your destination 		✓